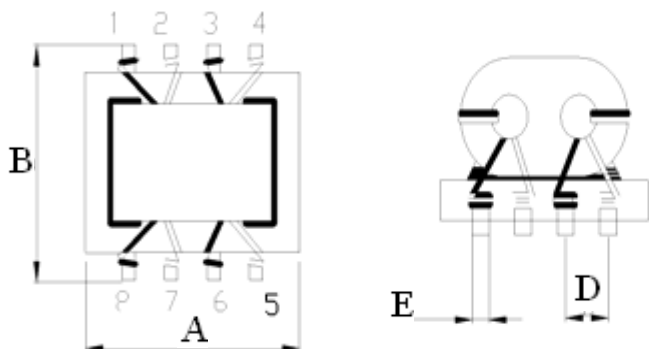


SPECIFICATION FOR APPROVAL

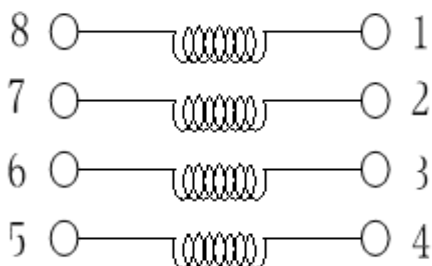
Part Number	YB7F-0404-900	Insertion Loss	100MHz----90Ω Min
-------------	---------------	----------------	-------------------

1、 DIMENSION DIAGRAM (Unit : mm)

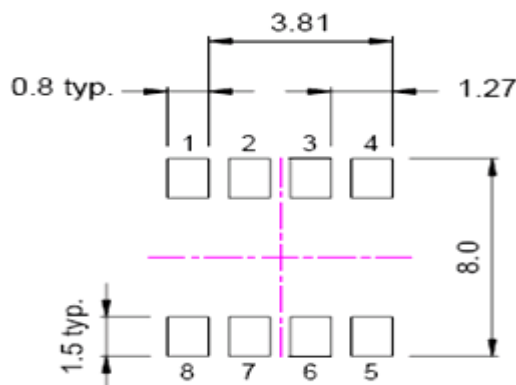


- A:6.30MAX
- B:7.00MAX
- C:4.00MAX
- D:1.25±0.05
- E:0.50±0.05

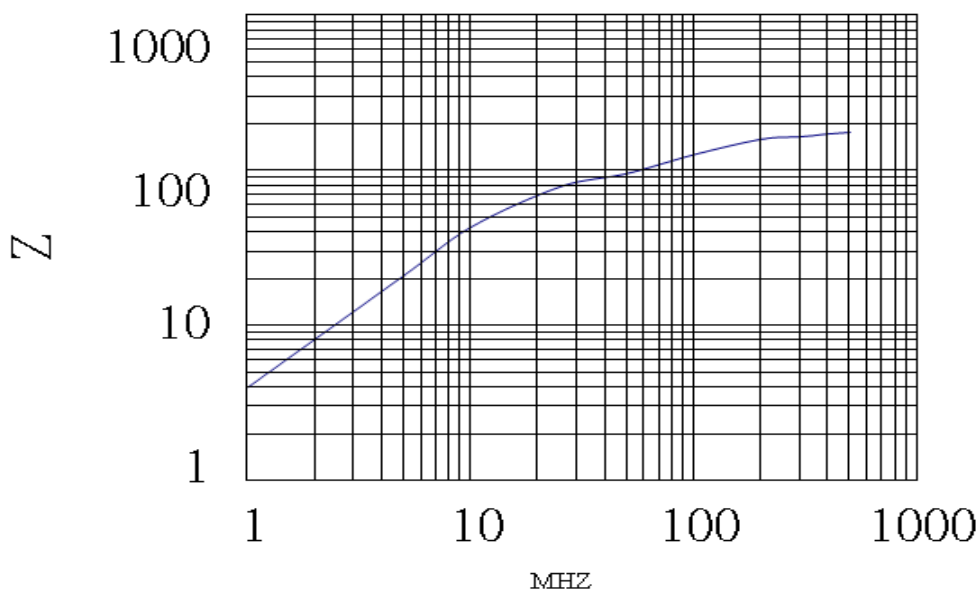
2、 ELECTRICAL STRUCTURE



3、 RECOMMENDED LAYOUT



4、 INSERTION LOSS TEST CURVE :



DRAW BY

郑衍方

CHECKED BY

叶永钧

APPROVED BY

邓高