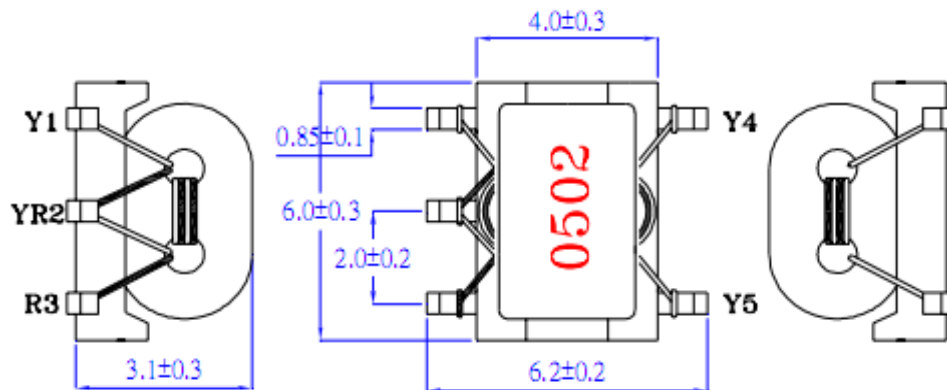


SPECIFICATION FOR APPROVAL

Part Number	YB5F-458PT-0502	Insertion Loss	0-75MHz at 0.8dB Max
-------------	-----------------	----------------	----------------------

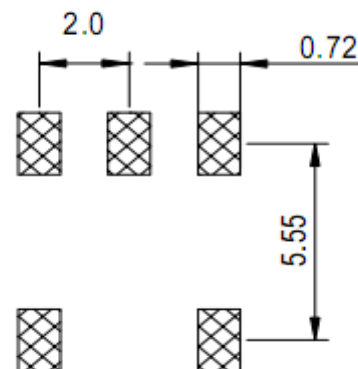
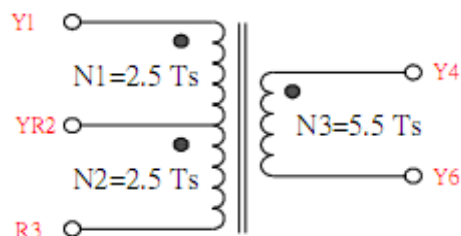
1、 DIMENSION DIAGRAM (Unit : mm)



2、 ELECTRICAL STRUCTURE

3、 RECOMMENDED LAYOUT

ELECTRICAL SCHEMATIC



(PCB Pattern)

4、 ELECTRICAL CHARACTERISTICS:

MEAS. ITEM	SPEC.	TEST FREQ.
Insertion Loss	0.8 dB Max.	0~75MHz
Return Loss	10 dB Min.	0~75MHz
DCR1	0.1 Ω Max.	
DCR2	0.1 Ω Max.	
DCR3	0.2 Ω Max.	
IDC1	0.8 A Max.	1KHz/1V
IDC2	0.8 A Max.	1KHz/1V
IDC3	0.8 A Max.	1KHz/1V

DRAW BY

郑衍方

CHECKED BY

叶永钧

APPROVED BY

邓高