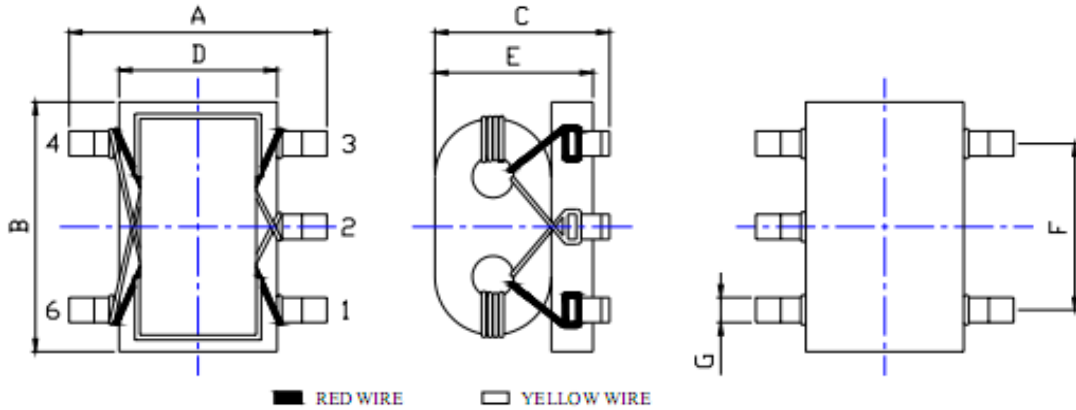


SPECIFICATION FOR APPROVAL

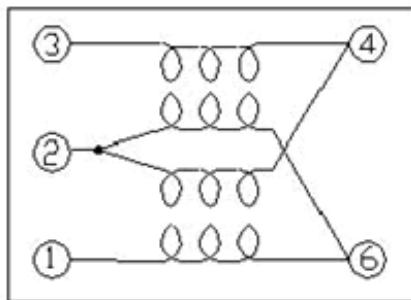
Part Number	YB4F-617PS-1660	Insertion Loss	100MHz----10.7dB Max
--------------------	-----------------	-----------------------	----------------------

1、 DIMENSION DIAGRAM (Unit : mm)

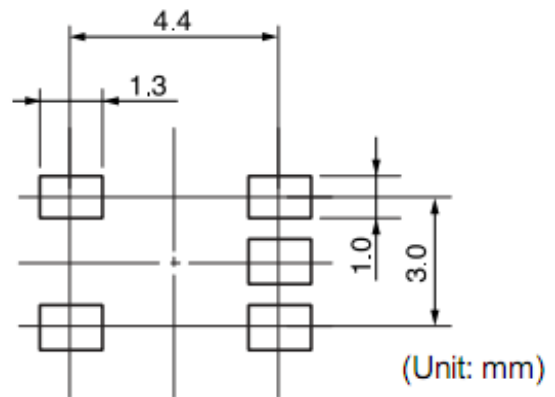


- A:5.50MAX
- B:4.50MAX
- C:4.00MAX
- D:2.80±0.20
- E:3.00±0.20
- F:3.00±0.20
- G: 0.50REF

2、 ELECTRICAL STRUCTURE

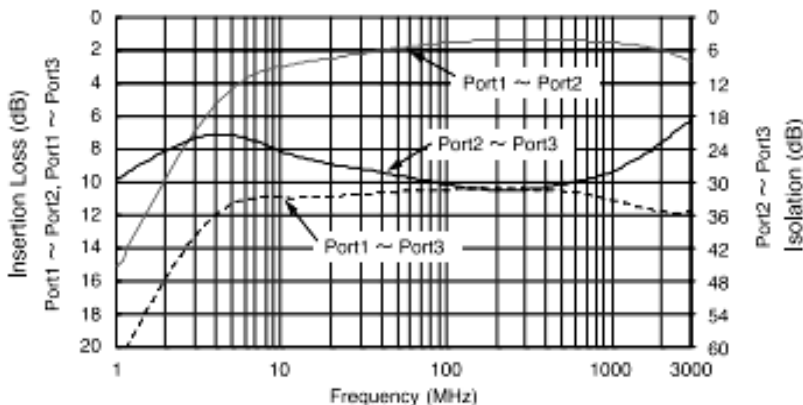


3、 RECOMMENDED LAYOUT



URNS:YL1(2-4)=YL2(2-6)=2.5TS,RL3(1-6)=RL4(3-4)=0.5TS(FIXED)

4、 INSERTION LOSS TEST CURVE : (YB4F-617PS-1660 50Ω SERIES)



DRAW BY

郑衍方

CHECKED BY

叶永钧

APPROVED BY

邓高