

# RF Transformers

## RF 5S,5SL SERIES

### FEATURES:

Pair wire coil for high stability.  
Base pin terminal treated  
Excellent Frequency Response  
Low Profile Low Cost

### OPTIONS:

Bulk Packaging is Standard  
Custom design available  
dip Available

### APPLICATIONS:

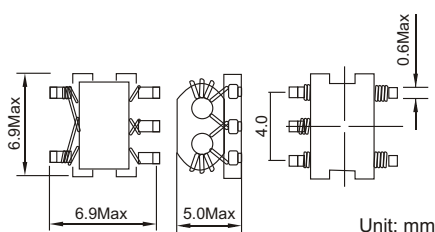
Double balance mixers, broad-band impedance transformers  
Directional Couplers for Mixers  
Matching Power Combining and Splitting  
Step-Top box and cable modem

## STANDARD SPECIFICATIONS MSN: bruce\_fu-vip@hotmail.com

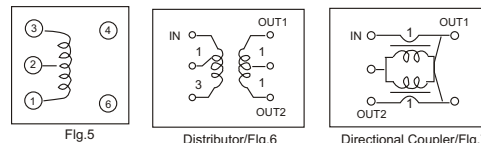
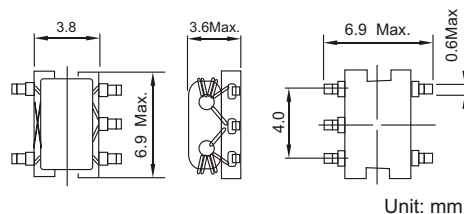
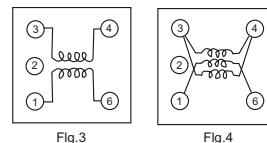
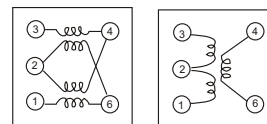
Part Number	Number of Turns per Winding	Operating Frequency Range	Insertion Loss	Fig	
Double Balanced Mixer	RF-5S-1012	1	50MHz-400MHz	10dB max.	1
	RF-5S-1013	2	100MHz-1.0GHz	6dB max.	1
	RF-5S-1003	3	8MHz-800MHz	3.5dB max.	1
	RF-5S-1008	4	6MHz-600MHz	2.5dB max.	1
	RF-5S-1011	5	5MHz-500MHz	2dB max.	1
	RF-5S-1005	2	400MHz-1.3MHz	4dB max.	1
Frequency Mixer	RF-5S-1085	1	—	3dB max.	2
	RF-5S-1052	2	9MHz-350MHz	3dB max.	2
	RF-5S-1024	3	3.5MHz-470GHz	3dB max.	2
	RF-5S-1086	4	2.2MHz-400MHz	3dB max.	2
	RF-5S-1087	5	1.5MHz-300MHz	3dB max.	2
Power Divider /Combiner	RF-5S-1014		20MHz-600MHz	IN to OUT-1.2 4.5dB max. OUT-1 to OUT-2 (ISOLATION) 10dB min.	6
Directional Coupler	RF-5S-1015	4	6MHz-600MHz	IN to OUT-11.3dB max. IN to OUT-2.11dB -14dB	7
	RF-5S-1006	5	6MHz-600MHz	IN to OUT-10.9dB max. IN to OUT-2.13dB -16dB	7
	RF-5S-1007	6	6MHz-600MHz	IN to OUT-10.8dB max. IN to OUT-2.15dB -17dB	7
Double Balanced Mixer	RF-5SL-1001	2	30MHz-850MHz	3dB	1
	RF-5SL-1002	3	6.5MHz-1000MHz	3dB	1
	RF-5SL-1003	4	3.5MHz-1600MHz	3dB	1
	RF-5SL-1004	5	2.5MHz-1500MHz	3dB	1
Frequency Mixer	RF-5SL-1027	1	—	3dB	2
	RF-5SL-1028	2	8MHz-550MHz	3dB	2
	RF-5SL-1029	3	3.5MHz-500MHz	3dB	2
	RF-5SL-1030	4	2MHz-370MHz	3dB	2
	RF-5SL-1037	1	—	3dB	2
	RF-5SL-1038	2	500MHz-850MHz	3dB	2
	RF-5SL-1039	3	240MHz-500MHz	3dB	2
Balun Transformer	RF-5SL-1040	4	85MHz-380MHz	3dB	2
	RF-5SL-1048	1 <sub>1/2</sub>	5.5MHz-850MHz	3dB	3
	RF-5SL-1049	2 <sub>1/2</sub>	2.5MHz-2200MHz	3dB	3
	RF-5SL-1050	3 <sub>1/2</sub>	1.2MHz-1700MHz	3dB	3
	RF-5SL-1051	4 <sub>1/2</sub>	0.8MHz-1400MHz	3dB	3
Balun Transformer	RF-5SL-1078	5 <sub>1/2</sub>	0.6MHz-1300MHz	3dB	3
	RF-5SL-1053	1 <sub>1/2</sub>	160MHz-2200MHz	3dB	4
	RF-5SL-1017	2 <sub>1/2</sub>	55MHz-1700MHz	3dB	4
	RF-5SL-1054	3 <sub>1/2</sub>	30MHz-1400MHz	3dB	4

Note: 1. K= 10%, M= 20%

## PHYSICAL CHARACTERISTICS



### Pin Connections



## TECHNICAL INFORMATION:

Soldering methods: Wave, Reflow  
Operating Temperature: 0 to 70  
Storage Temperature: -55 to 125

Note: All specifications subject to change without notice.