


HIGH FREQUENCY CURRENT SENSING TRANSFORMER

ACST SETRIES



FEATURES:

Meets UL94-V0 Requirements
Precise Current Sensing

OPTIONS:

Bulk Packaging is Standard
Custom Design Available
Thru Hole Available

COMMON APPLICATIONS:

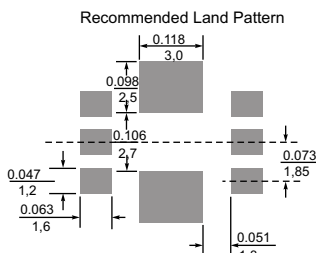
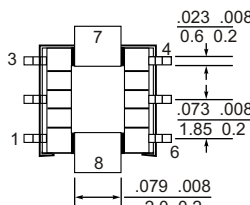
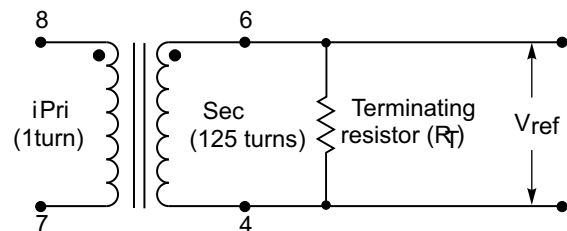
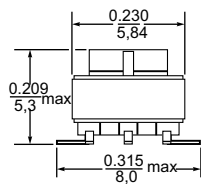
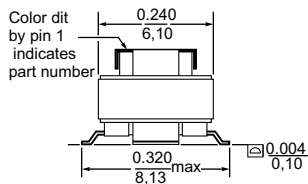
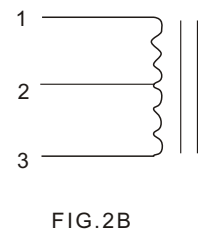
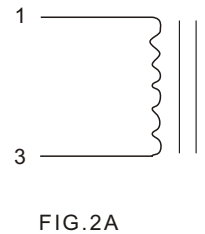
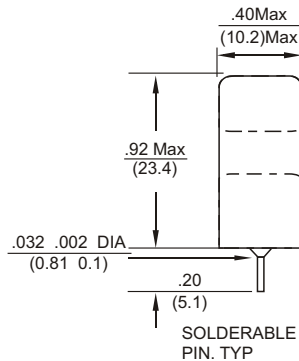
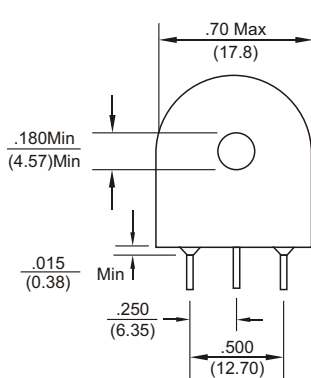
SMPS Control Circuits
Current Sensing
Switching power regulators
Pulse current test

STANDARD SPECIFICATIONS @250C

MSN: bruce_fu-vip@hotmail.com

Part Number	SCHEMATIC	TURNS (1% Max)	OCL (mH Min)	DCR (Max)	ET (V- SEC-Min)
ACST-001	2A	50	5.0	0.7	150
ACST-002	2A	100	20.0	1.40	300
ACST-003	2A	200	80.0	4.50	600
ACST-004	2A	300	180.0	11.0	900
ACST-005	2B	50CT	5.0	0.7	150
ACST-006	2B	100CT	20.0	1.40	300
ACST-007	2B	200CT	80.0	4.50	600
ACST-008	2B	300CT	180.0	11.0	900
ACST-E51	3	100	2.0	5.50	120
ACST-E52	3	125	3.0	6.50	130

TECHNICAL INFORMATION & PHYSICAL CHARACTERISTICS



Inches .XXX 0.010
MM .XX 0.25

Working Frequency range: 10KHz~1MHz
Testing Frequency: 10 KHz 0.1VRMS
Hipot: 2000VAC, Primary to Secondary
Maximum Sensing Current: 20A p-p
All secondary measurements are in pins 1-3
Soldering methods: Wave, Reflow
Operating Temperature: 0 to 85
Storage Temperature: -25 to 85
Note: All specifications subject to change without notice