

50/60HZ PCB MOUNT TRANSFORMERS - EI RANGE

1.5W EI 30-12.5-PE3012 SERIES

FEATURES:

- Vacuum filling
- Two compartments bobbins
- Self-exting Ulshing plastics UL 94 VO
- Degree of protection IP 00
- 80 grams weight

OPTIONS:

- Bulk packaging is standard
- Custom design available

COMMON APPLICATIONS:

- Medical eq Ulpments
- Industrial eq Ulpments
- Industrial controls
- Test eq Ulpment
- Industrial computers
- Avionics & telecom

ELECTRICAL CHARACTERISTICS

MSN: bruce_fu-vip@hotmail.com

PRIMARY VOLTAGE: 230						PRIMARY VOLTAGE: 115					
Part Number	Secondary voltage V	Secondary Current mA	No-load voltage V	Ambient Temperature	Rating VA	Part Number	Secondary voltage V	Secondary Current mA	No-load voltage V	Ambient Temperature	Rating VA
PE301285	6	250	9.7	T70B	1.5	PE301297	6	250	9.7	T70B	1.5
PE301286	9	167	14.5	T70B	1.5	PE301298	9	167	14.5	T70B	1.5
PE301287	12	125	19.3	T70B	1.5	PE301299	12	125	19.3	T70B	1.5
PE301288	15	100	24.2	T70B	1.5	PE3012100	15	100	24.2	T70B	1.5
PE301289	18	83	29.8	T70B	1.5	PE3012101	18	83	29.8	T70B	1.5
PE301290	24	63	38.6	T70B	1.5	PE3012102	24	63	38.6	T70B	1.5
PE301291	2 6	2 125	2 9.7	T70B	1.5	PE3012103	2 6	2 125	2 9.7	T70B	1.5
PE301292	2 9	2 83	2 15	T70B	1.5	PE3012104	2 9	2 83	2 15	T70B	1.5
PE301293	2 12	2 63	2 19.3	T70B	1.5	PE3012105	2 12	2 63	2 19.3	T70B	1.5
PE301294	2 15	2 50	2 24.2	T70B	1.5	PE3012106	2 15	2 50	2 24.2	T70B	1.5
PE301295*	2 18	2 42	2 29	T70B	1.5	PE3012107	2 18	2 42	2 29	T70B	1.5
PE301296*	2 24	2 31	2 38.6	T70B	1.5	PE3012108	2 24	2 31	2 38.6	T70B	1.5

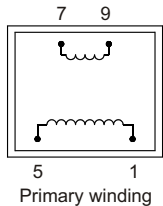
* To be noted : 2 x 18 V and 2 x 24 non safety transformer approved, conform to EN 61558-2-6 (isolating transformer).

TECHNICAL INFORMATION

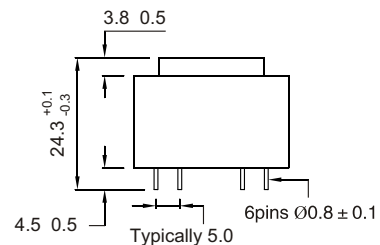
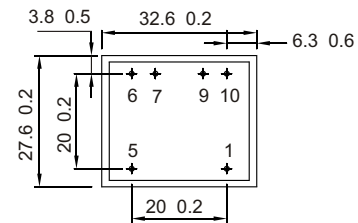
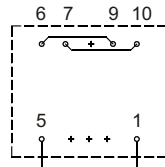
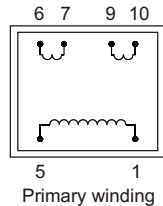
Resin class B CEI 85 (20 000 h testing to CEI 126)
 Inherently short-circuits proof transformer
 30 V model is VDE EN 61558-2-6 certified (production on request)
 Insulation voltage 4 KV
 100% tested production
 Certification : CCA procedure on request

PHYSICAL CHARACTERISTICS

1 Secondary winding



2 Secondary winding



All dimensions in mm

Recommended Drill-hole Diameter for 1.3mm pins